

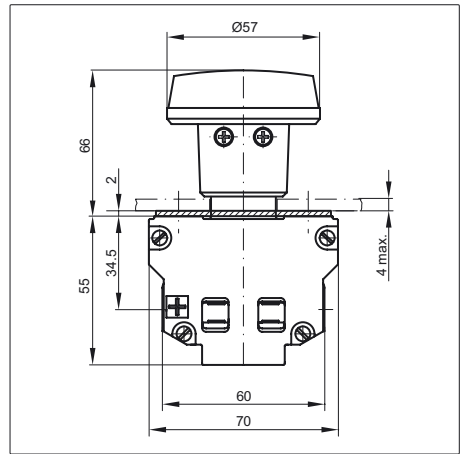




**Emergency
disconnect switches
Single pole ON/OFF
S132 Series**



S132 Series emergency disconnect switches Single-pole ON/OFF

Schaltbau S132 Series manual disconnect switches are capable of opening a power circuit quickly and effectively. Installation of these switches enhances safety at the work place significantly (meeting requirements for accident prevention).

S132 Series switches are intended for use with DC applications. Magnetic blowouts allow for higher breaking capacity. As a consequence the polarity of the terminals must be strictly observed when connecting these switches.

Load circuits are closed by pulling the red mushroom knob and ruptured by pushing it down. The positive opening

operation guarantees that the contacts open in the event of an emergency. Thanks to its snap mechanism the switch once actuated will complete the switch off procedure in any case, because the snap mechanism works independent of the actuator. For ON and OFF there are two maintained positions.

Optional is a lockable version complete with cylinder lock. The disconnect switch may be locked when engaged to the OFF position so as to prevent unauthorized use - with key removable only in OFF position.

Features

- Snap action with one NC contact block
- Permanent-magnetic blowout
- Manual disconnect single pole ON/OFF

Applications

Schaltbau emergency disconnect switches are designed for use with battery-powered vehicles such as fork lift trucks, reach trucks, pedestrian stacker trucks and other warehouse machines.

Ordering code

Example:

S132-1-Z0

Series

S132-1 S132 single pole

Version

Z0 no lock cylinder
 Z1 lockable version*
 Z2 complete with lock plate and lock cylinder 51

Special variant

If you need a special variant feel free to contact us. Maybe the type of disconnecting switch you are looking for is among our many **special designs**. If not, we also supply **customized designs**. In this case, however, minimum order quantities apply.

Accessories

Lock cylinder 51 ZHS 4A251
 Lock plate ZP-S13x

* Retrofitting is only possible with the lockable version S132-1-Z1. With it, you can order lock cylinder 51 (ZHS 4A251) and lock plate (ZP-S13x) as accessories at any time later.

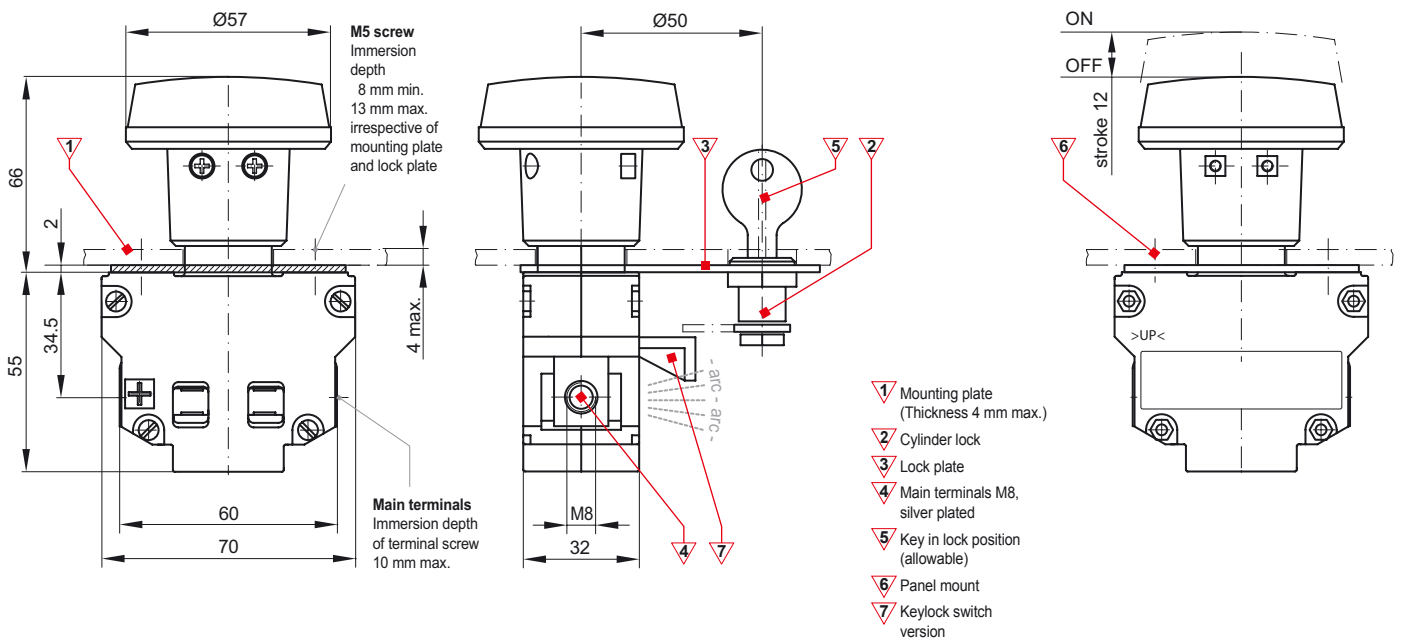
Circuit diagram



Specifications

S132 Series	
Conventional thermal current I_{th}	125 A
Inrush current	600 A
Rated operating current I_e	at 24 V: 250 A at 48 V: 200 A at 80 V: 150 A
Maximum breaking capacity	24 V DC, L/R=15 ms, 1,000 A 48 V DC, L/R=15 ms, 800 A 80 V DC, L/R=15 ms, 600 A
Rated insulation voltage U_i	160 V
Rated impulse withstand voltage U_{imp}	4 kV at PD3
Mechanical endurance	30,000 operating cycles
Degree of protection (IEC 60529)	IP00
Mounting position	any
Terminals	M8 screw-type

Dimension diagrams



Accessories, Mounting

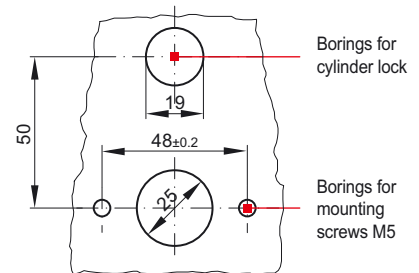
Lock plate with lock cylinder 51



Note:

Version for retrofitting also available. In this case order S132-1-Z1, refer to ordering code.

Cutout



Tightening torque

- Main terminals (4): Screw M8: 12 Nm max.
- Panel mount (6): Screw M5: 3 Nm max.



Schaltbau GmbH has an environment management system that has been certified since 2002.

Schaltbau GmbH has a quality management system that has been certified since 1994.

Electrical Components and Systems for Railway Engineering and Industrial Applications

Connectors

- Connectors manufactured to industry standards
- Connectors to suit the special requirements of communications engineering (MIL connectors)
- Charging connectors for battery-powered machines and systems
- Connectors for railway engineering, including UIC connectors
- Special connectors to suit customer requirements

Snap-action switches

- Snap-action switches with positive opening operation
- Snap-action switches with self-cleaning contacts
- Enabling switches
- Special switches to suit customer requirements

Contactors

- Single and multi-pole DC contactors
- High-voltage AC/DC contactors
- Contactors for battery powered vehicles and power supplies
- Contactors for railway applications
- Terminal bolts and fuse holders
- DC emergency stop switches
- Special contactors to suit customer requirements

Electrics for rolling stock

- Equipment for driver's cab
- Equipment for passenger use
- High-voltage switchgear
- High-voltage heaters
- High-voltage roof equipment
- Equipment for electric brakes
- Design and engineering of train electrics to customer requirements

Schaltbau GmbH

Klausenburger Strasse 6
81677 Munich
Germany

Phone +49 89 9 30 05-0
Fax +49 89 9 30 05-350
e-Mail contact@schaltbau.de
Internet www.schaltbau.com

with compliments: